

# Market Area Summary

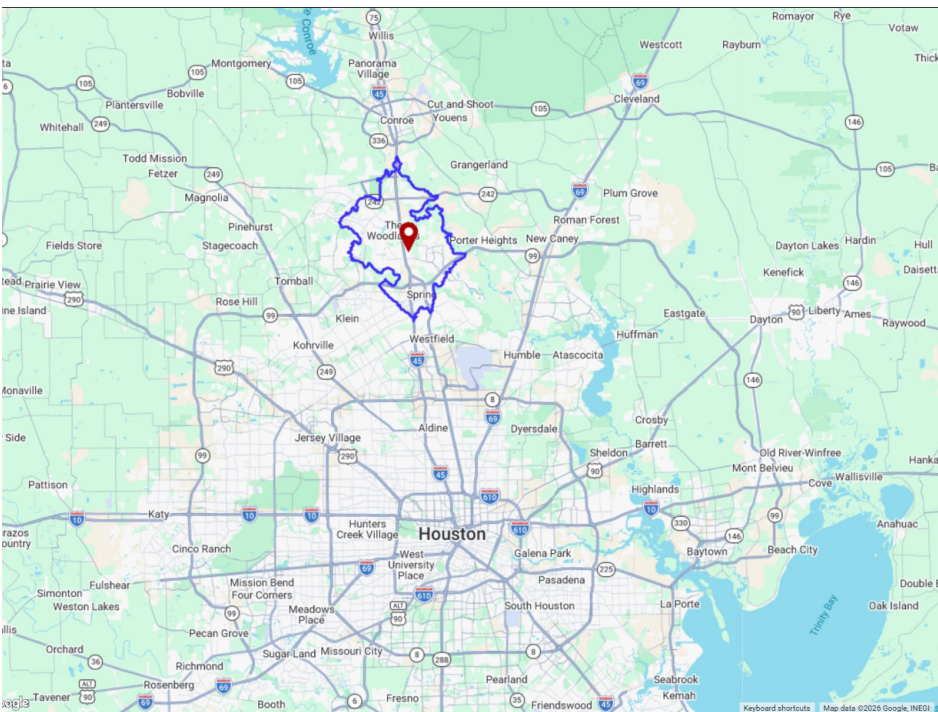


## What a Hometown Should Be!

- Booming city: 40% population growth over the past decade
- Voted Top Ten Hottest Communities in the Houston Area by HAR.com
- Two Class I rail lines nearby
- Access to 4 deepwater ports
- Opportunity Zone property available along 1-45
- Hurricane protection system
- Downtown revitalization underway

## Trade Area

## 15 Minute Drive



## Nearby Landmarks

### Transportation

Bush Intercontinental	19 mi
Houston Hobby	40 mi

### Cultural Landmarks

NRG Stadium	40 mi
Space Center Houston	55 mi

### Educational Institutions

Texas Southern University	33 mi
University of Houston	34 mi
Texas A&M	70 mi
University of Texas Austin	160 mi


Oak Ridge North  
Contact  
Information

Sarah McClure  
Dir of Economic Development & Community Programming  
(832) 381-3308 | smcclure@oakridgenorth.com



Oak Ridge North Trade Area Statistics

Population




TRADE AREA

205,958

CITY PROPER

3,546

Total Households



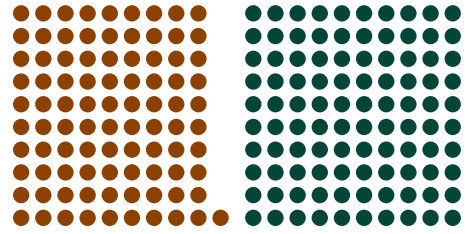
TRADE AREA

76,697

CITY PROPER

1,321

Median Household Income



TRADE AREA

\$114,570

CITY PROPER

\$125,882

5-yr. Projected Growth

0.2%

Home Ownership

65.6%

Average Household Income

\$156,513

Oak Ridge North Trade Area Demographics

Age



Age	#	%
19 years and under	48,178	23.4
20 to 24 years	19,696	9.6
25 to 34 years	23,897	11.6
35 to 44 years	29,751	14.4
45 to 54 years	27,860	13.5
55 to 64 years	23,760	11.5
65 to 74 years	19,339	9.4
75 to 84 years	10,538	5.1
85 years and older	2,939	1.4

Education



Highest Level	#	%
Less than 9th grade	3,214	2.3
Some HS, no diploma	3,644	2.6
HS grad (or equivalent)	23,236	16.8
Some college, no degree	28,827	20.9
Associate Degree	12,786	9.3
Bachelor's Degree	42,397	30.7
Graduate's Degree	17,799	12.9

Employment



Level	#	%
Employed	105,354	64.4
Unemployed	4,162	2.5
Out of the Workforce	54,011	33.0
White collar employees	80,030	76.0
Blue collar employees	25,324	24.0